

Digital TV the way it was meant to be.

I-Guide Quick Reference

Access**TV**



I-Guide Quick Reference.

Unlock a world of greater choice, convenience and control while you watch TV.

It's time for you to discover Digital TV the way it was meant to be – with convenience, variety and control. Search fast. Save time. Record programs with ease. Find the shows you want to watch when you want to watch them. It's time to engage your television viewing experience and enjoy every minute you spend watching TV.




Guide menu.

Time Grid

Our Guide's easy-to-use Time Grid helps you find shows in seconds. Just press the GUIDE button on your remote to view 90 minutes of programming at a glance. Use the arrow buttons to navigate the grid. Press GUIDE again to find shows by Title, Keyword, Channel or Theme. Press the A button to sort by favourites, only programs in HD, or from custom-made lists with all the channels you like. It's that easy.

Enhanced Searching

Find what you want easily by searching listings by time, channel, title or program category. The search menu is easily accessed from the  on the Quick Menu or from the main menu.



Categories

When searching by category such as movies, sports, or kids, you can focus your search further by subcategories.



Program Info

Press INFO to learn more about a program. From this program information screen, you can use the action icons at the bottom to set a recording or reminder, set up parental controls and more.



Guide menu.

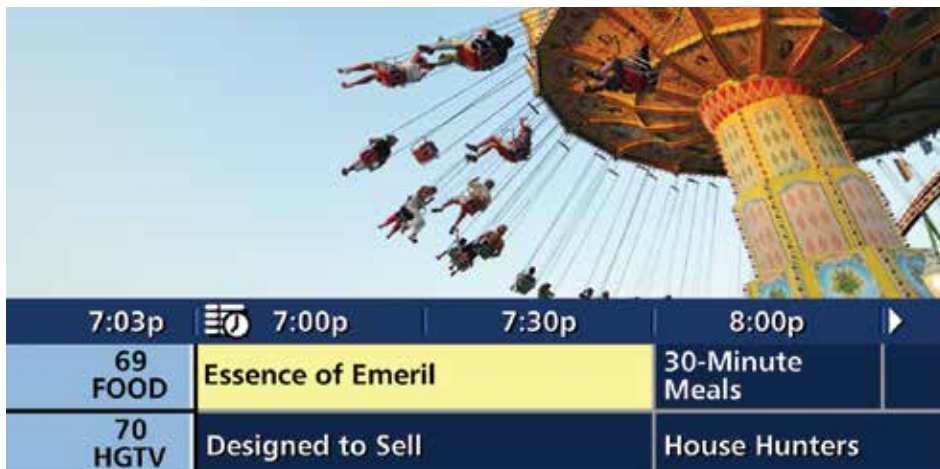
Flip Bar

The Flip Bar lets you see program information as you change channels. When you find a program you like, press OK to make the Flip Bar disappear, or press INFO for more programing details.



Mini Guide

The Mini Guide lets you watch television and view listing without having to leave your program. To access, press OK or INFO then use the ◀▶ buttons to browse time and use the ▲▼ arrows to browse channels.



Parental Controls

Parental Controls allow you to restrict viewing and purchases of TV programs based on your preferences. Set a personalized 4-digit PIN to place locks on selected movie and TV ratings, channels and titles. You can also hide adult titles from being displayed on screen.



Personal video recorder.

Pause live television. Rewind and replay programs in an instant. With a PVR, you can build your own personal library of programs, movies & sports. With a Dual-Tuner PVR, you can watch one program while recording another.



With PVR, you can pause Live TV, show an instant replay and even rewind or fast forward programming.

- ▶ Play
- ▶▶ Fast forward (3 Speeds)
- ⏸ Pause live TV
- ◀◀ Rewind (3 Speeds)
- ↺ Instant replay
- LIVE Return to live TV



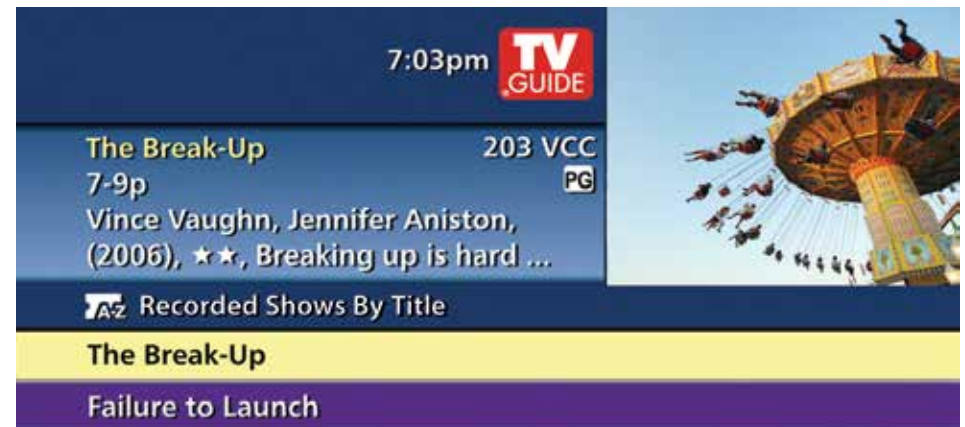
Record a show

Press RECORD on your remote any time while watching TV or navigating through the guide for easy, one touch recording. You can also record by program or manually schedule a recording.



Watch a recorded show

Press the LIST button to access your recorded shows. Press OK to play a program. Press A to group titles and press INFO for group options.



Personal video recorder.

Pay Per View

























Ordering Pay Per View (PPV) movies and events is easy with i-Guide. From the Main Menu or Quick Menu, select any of the PPV options to see a list of available programs. Use your remote to get detailed information, watch a preview and place an order.



The screenshot displays a TV guide interface. At the top left, it shows the time "7:03pm" and a "TV GUIDE" logo. Below this, the selected program is "The Break-Up", scheduled for "7-9p" on "203 VCC". The description includes "Vince Vaughn, Jennifer Aniston, (2006), ★★, Breaking up is hard ...". To the right of the text is a photograph of a carousel ride. Below the program details, a section titled "Recorded Shows By Title" lists several options: "The Break-Up" (highlighted in yellow), "Failure to Launch", "Lucky Number Slevin", "V for Vendetta", "Wrestling: Half Pint Brawlers" (highlighted in green), and "X-Men: The Last Stand".

Remote control.



-  Turn set-top on/off
-  Displays Program Guide
-  Displays or hides the Quick Settings menu
-  Displays program information
(press once for the channel banner, twice for Quick Info)
-  Navigates through days in the Time Grid
-  Navigates interactive menus
-  Navigates interactive menus
-  Navigates interactive menus
-  Navigates interactive menus
-  Selects the highlighted item
-  Turns sound on/off
-  Displays your list of saved shows
-  Controls volume
-  Channel up/down
-  Exits interactive menus
-  Quick scroll for interactive menu
-  On-screen menu options
-  Selects last channel
-  Rewind
-  Play
-  Fast Forward
-  Pause
-  Stop
-  Record



INTERNET | TV | PHONE | SECURITY

myaccess.ca | 1-866-363-2225